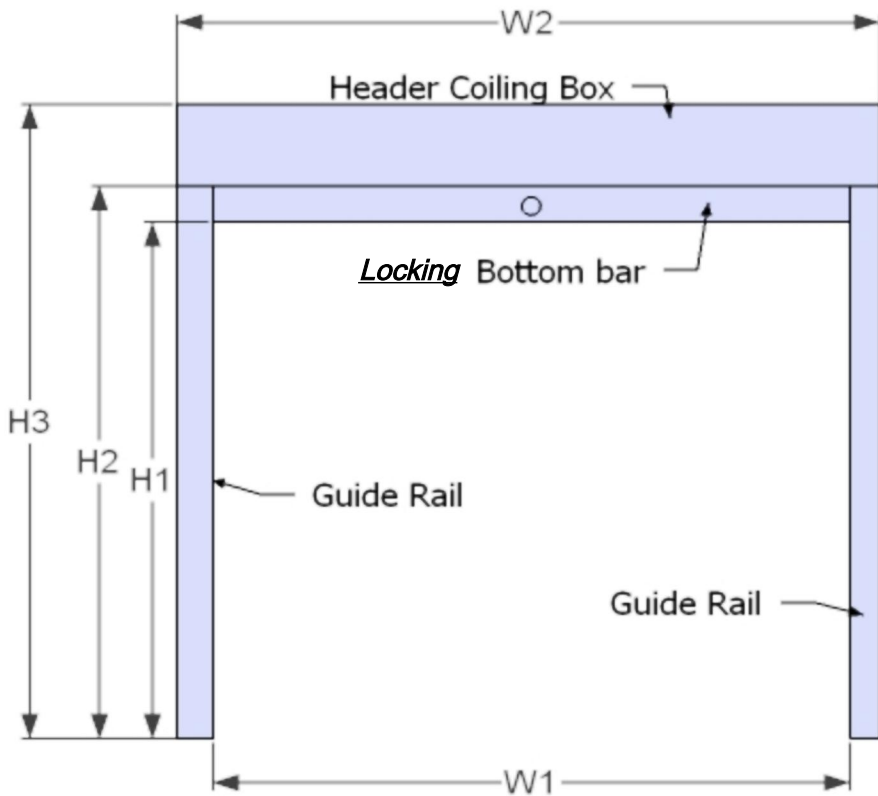


Rolling Shutter Estimate / Order Worksheet



Notes

Project Name _____

Height Measurement H1: _____

QR H2

QR H3

Width Measurements W1 _____

QR W2

Installation: Select: _____

Operation: _____

Operator Position _____

Lock: _____

Lock Position _____

Slat: _____

Finish: _____

Name: _____

Company Name: _____

Position: _____

Street Address: _____

City: _____

State: _____

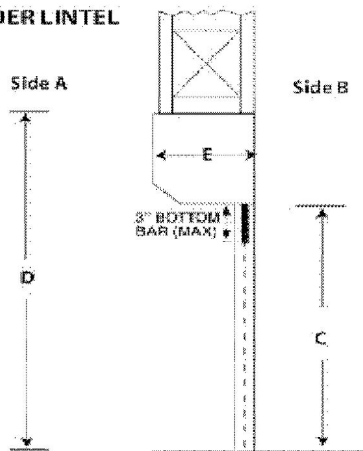
Zip: _____

Phone: _____

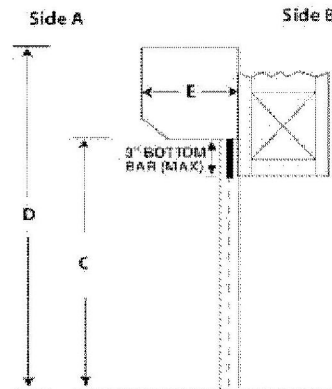
Fax: _____

Email: _____

UNDER LINTEL



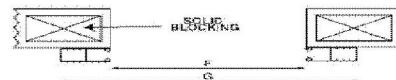
FACE OF WALL WITH BOTTOM BAR UPSET



BETWEEN JAMB



FACE OF WALL



SLAT DESIGNS



	400 Series	420 Series	440 Series	450 Series	500 Series	520 Series	530 Series	540 Series	560 Series	561 Series
TYPE OF SLAT										
Roll Formed Aluminum - Regular Density Foam	•					•				
Roll Formed Aluminum - High Density Foam		•				•				
Roll Formed Aluminum - Ultra Hard Resin			•					•		
Extruded Aluminum				•					•	•
Clear Lexan							•			
Perforated										•
COLORS AVAILABLE										
Arctic White	•	•	•	•	•	•	•			
Ivory Tusk	•	•	•	•	•	•	•			
Sand Beige	•	•	•	•	•	•	•			
Aluminum Grey	•	•	•	•	•	•	•	•		
Medium Brown	•	•	•	•	•	•	•			
Clear Anodized									•	•
RECOMMENDED SIZES										
Maximum Width	126"	156"	204"	204"	192"	204"	120"	228"	228"	228"
Maximum Height	98"	144"	156"	168"	132"	144"	98"	168"	168"	168"
Maximum Area	80ft ²	100ft ²	140ft ²	140ft ²	110ft ²	140ft ²	50ft ²	200ft ²	200ft ²	200ft ²

COLORS

