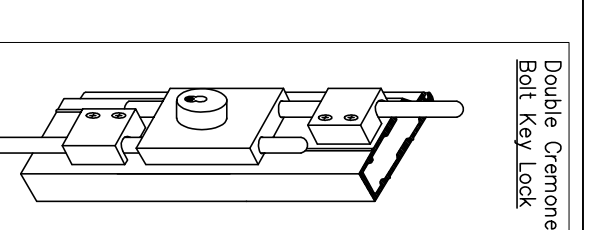
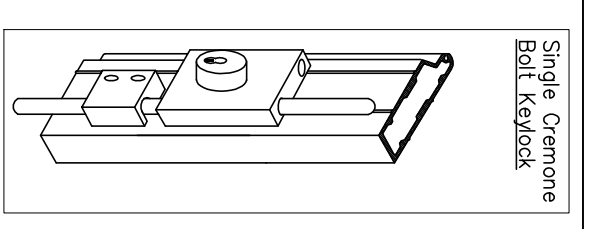
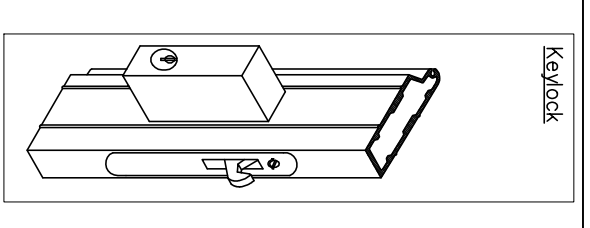
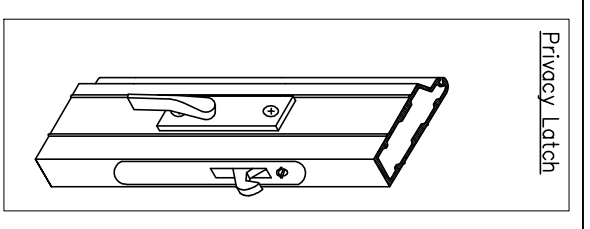
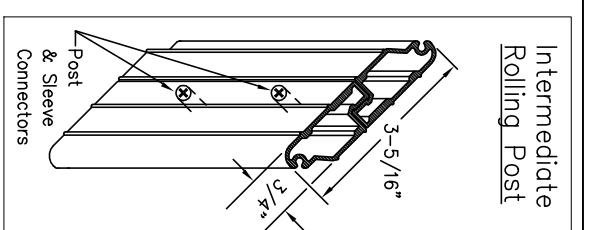


THESE SPECIFICATIONS ARE SUBJECT TO CHANGE WITHOUT NOTICE



INFORMATION

Width: Custom made to any width
 Height: Vinyl lam custom made to 12' -1"
 Panels: Hardwood veneer custom made to 10' -1"
 Panel Connector: Natural hardwood or vinyl-lam on MDF core
 Sweep Strip: Extruded Vinyl: White, Brown or Sand
 Hinge System: Steel: Dark Bronze or Clear
 Wheels: Ball bearing nylon wheels on steel axles
 Track: Aluminum (straight only): Dark Bronze or Clear
 Lead, Intermediate and Jamb: Aluminum: White, Brown or Sand
 Latch Header: Coordinated with panel connector
 Door Weight: Deadlatch with thumb turn two sides
 Construction Detail by Others
 Height: 6'-8" Average Weight: 10lbs. Per lineal foot
 8'-1" 12lbs. Per lineal foot
 10'-1" 15lbs. Per lineal foot
 12'-1" 18lbs. Per lineal foot

Catch/Lock Options

Magnet with strike plate
 Privacy Latch: Deadlatch with thumb turn one side
 Springlatch: Springlatch with thumb turn two sides
 Keylock 1 Side: Deadlatch with thumb turn one side, keylock one side
 Keylock 2 Side: Deadlatch with keylock two sides
 Single Cremone: Single cremone bolt with keylock
 Double Cremone: Double cremone bolt with keylock
 Footbolts: Locking or non locking
 Other Keyed Options: Keyed alike, custom keyed, construction core
 Contact manufacturer for more details

See Woodfold Accordion Door brochure for additional details

Job Name: _____
 Job Location: _____
 Supplier: _____

Architects Acceptance

Qty.	Single/Pair	Single End/Double End	Left or Right Stack	Width X Height	Finish/Color	Comments

THESE SPECIFICATIONS ARE SUBJECT TO CHANGE WITHOUT NOTICE

Woodfold-Marco Mfg. Inc.
 P.O. Box 346 Forest Grove, OR. 97116
 http://www.woodfold.com

Phone: 503-357-7181
 Fax: 503-357-7185
 2100 SD 3/00